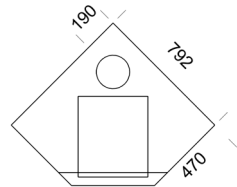
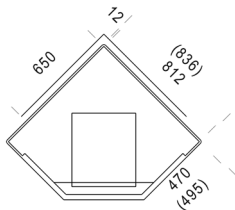


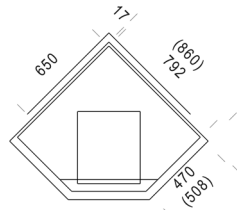
RAIA ANGOLO SOLO



RAIA ANGOLO SOLO PL



RAIA ANGOLO SOLO-1



RAIA ANGOLO SOLO-2

## PRODUCT INFORMATION:

Thermal energy:	58,8 kWh,	<b>PL: 60,1 kWh</b>
Energy efficiency:	85 %,	<b>PL: 87 %</b>
CO%:	0,10 %,	<b>PL: 0,10 %</b>
Heat storage capacity:		
	100% after 7,2 hours,	<b>PL: after 7,4 hours</b>
	50% after 23,9 hours,	<b>PL: after 24,6 hours</b>
	25% after 39,3 hours,	<b>PL: after 40,4 hours</b>

## PRODUCT NUMBER:

Product	Product number	Weight kg	Height mm
RAIA ANGOLO SOLO	2KES	1835	1824
RAIA ANGOLO SOLO-1	2KES-1	1890	1824
RAIA ANGOLO SOLO-2	2KES-2	1880	1824
RAIA ANGOLO SOLO PL	2KESP	1920	1824

## NEEDED FOR ASSEMBLY:

\* Mortar 1 x 25 kg (not included in NunnaUuni delivery)

PL = Top connection

## PRODUCT INFORMATION

	BAKING OVEN / BAKING SPACE		FIREWOOD			FLUE CALCULATION VALUES <sup>(1)</sup>				MAX. FLUE TEMPERATURE IN SECURITY TEST
	Width [mm]	Depth [mm]	Length fireplace / cooker [cm]	Max amount of wood [kg]	Length baking oven [cm]	Flue gas temperature [°C]	Min. flue draught [Pa]	Mass flow [g/s]	Flue connection Ø	Temperature °C
Raia Angolo Solo	384	356	33	16	-	224	-12	17	180	303
Raia Angolo Solo PL	384	356	33	16	-	195	-12	17	180	362

## FLUE CONNECTION TABLE

	RECOMMENDED FLUE [mm]				FLUE CONNECTION MEASUREMENTS [mm]			INCOMING AIR			
	approx. 150x150	approx. 150x200	approx. 150x300	round Ø	[A]	[B]	[C]	Incoming air pipe location L [mm]	Replacement air unit	HRT	Burning air approx. m³/h
Raia Angolo Solo	-	x	x	180-210	150-180	250	350	736	-	920006	35 - 50
Raia Angolo Solo PL	-	-	-	180	-	-	-	736	-	920006	35 - 50

## SAFETY DISTANCES TO COMBUSTIBLE MATERIALS

	According to EN 15250			
	Behind	On the sides	Top	Front
Raia Angolo Solo	50	1000	200	1000
Raia Angolo Solo PL	50	1000	200	1000

<sup>1)</sup> The flue calculation values apply for countries that require flue calculation in accordance with the DIN 18160 and DIN EN 13384 standards. It is recommendable to contact chimney sweeper beforehand.

### NOTES!

The recommended minimum flue height is 5 m with Ø180 mm. In countries where the flue calculation is required, should the calculation be done according to the instructions and regulations of the flue calculation.

A damper designed for adjusting the draft is always recommended for a flue connection or flue. In the picture you can see the Finnish version.

**Country- and region-specific regulations must be adhered to when installing the fireplace**

